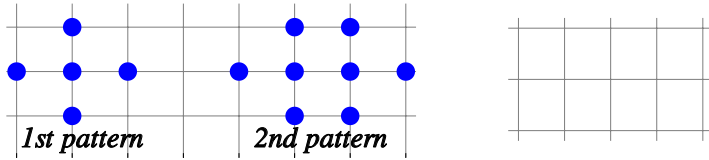


Sequences - term to term rule

Name:	Class:	Date:
-------	--------	-------

Mark	/ 8	%
------	-----	---

1) a) Draw the next pattern in the sequence using the empty grid. [1]

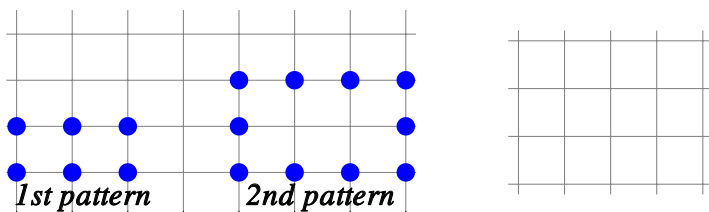


b) The table below shows the number of dots used to make each pattern. Complete the table.

Pattern number	1	2	3	4	5
Number of dots	5				

c) Describe the term-to-term rule.

2) a) Draw the next pattern in the sequence using the empty grid. [1]



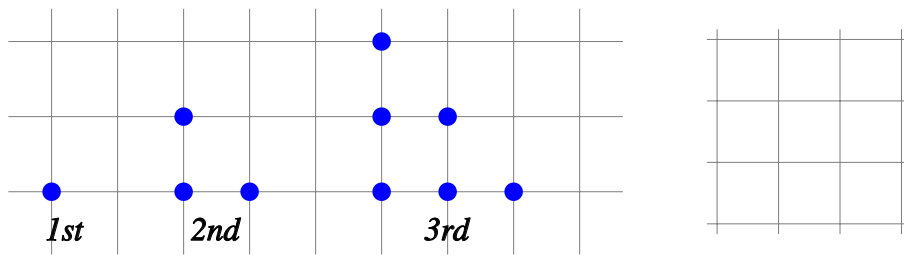
b) The table below shows the number of dots used to make each pattern. Complete the table.

Pattern number	1	2	3	4	5
Number of dots	6				

c) Describe the term-to-term rule.

3) a) Draw the next pattern in the sequence using the empty grid below.

[1]



b) Write the next two numbers in the pattern:

1,3,6,10,15,

4) a) Write the next two numbers in the sequence below.

[1]

15, 21, 27, 33, 39

b) Write the term-to-term rule for finding the next number in the sequence above.

5) a) Write the next two numbers in the sequence below.

[1]

94, 99, 104, 109, 114

b) Write the term-to-term rule for finding the next number in the sequence above.

6) a) Write the next two numbers in the sequence below.

[1]

2, 8, 14, 20, 26

b) Write the term-to-term rule for finding the next number in the sequence above.

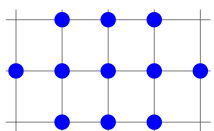
8) a) Write the next two numbers in the sequence below.

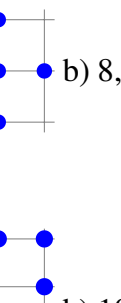
[1]

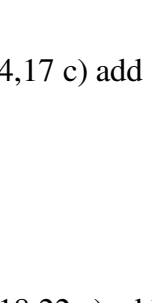
-104, -110, -116, -122, -128

b) Write the term-to-term rule for finding the next number in the sequence above.

Solutions for the assessment Sequences - term to term rule

1) a)  b) 8,11,14,17 c) add 3

2) a)  b) 10,14,18,22 c) add 4

3) a)  , b) 21, 28

4) a) 45, 51 b) add 6

5) a) 119, 124 b) add 5

6) a) 32, 38 b) add 6

7) a) 57, 51 b) subtract 6

8) a) -134, -140 b) subtract 6